

High Volume STB



10-4

SAFE-T-BREAKS®

All Husky Safe-T-Breaks® stop the flow of fuel on both sides of the separation and have passed the demanding UL test requirements on separations without leaking or failing.

Models 2276, 3076 and 3076A

- Retains UL listing after reconnection.
- Internal pressure balancing chamber prevents “line shock” nuisance separations.
- Separates at less than 200 lbf / 889.6 N which minimizes “backlash” force of separation, reducing damage to equipment.

Model 5231

- Retains UL listing after reconnection.
- Uses the same internal pressure balancing chamber as Model #2276.
- Separates at less than 115 lbf / 511.5 N.

Model 5812 and 6914

- Light-weight, inexpensive and disposable.
- Same instant-closing dual poppet check valve design as Model 2276.
- Separates at less than 300 lbf / 1334.4 N.

Model 6301

- Internal Pressure Compensating Chamber (PCC) that prevents “line shock” nuisance separations. HBRK.1
- Same instant-closing dual poppet check valve as Model 2276. HBRK.1C
- Separates at less than 225 lbf / 1000.8 N.

Reconnectable with NPTF

MODEL NO.	DESCRIPTION	SHIPPING WEIGHT LBS (KG)
2276*	1" F x 1" F Reconnectable Safe-T-Break®	.75 (.34)
5231*	1" F x 1" F Reconnectable Low-Pull Safe-T-Break®	.75 (.34)

Non-reconnectable with NPTF

MODEL NO.	DESCRIPTION	SHIPPING WEIGHT LBS (KG)
5812*	1" F x 1" F Non-Reconnectable Safe-T-Break®	.61 (.27)
6301*	1" F x 1" F PCC Non-Reconnectable Safe-T-Break®	.69 (.31)

Reconnectable with BSPP

MODEL NO.	DESCRIPTION	SHIPPING WEIGHT LBS (KG)
3076*	1" F x 1" F Reconnectable Safe-T-Break®	.75 (.34)
3076A*	1" F x 1" F Reconnectable Safe-T-Break® - Atex	.75 (.34)

Non-reconnectable with BSPP

MODEL NO.	DESCRIPTION	SHIPPING WEIGHT LBS (KG)
6914*	1" F x 1" F Non-Reconnectable Safe-T-Break®	.61 (.27)

*See page 2 for guard color options

Construction

Reconnectable Safe-T-Breaks®

Body	Aluminum
Seals	Fluorocarbon
Springs	Stainless Steel
Stainless steel load and latch spring reverse mechanism	
Hardened stainless steel latch ring and balls	

Non-Reconnectable Safe-T-Breaks®

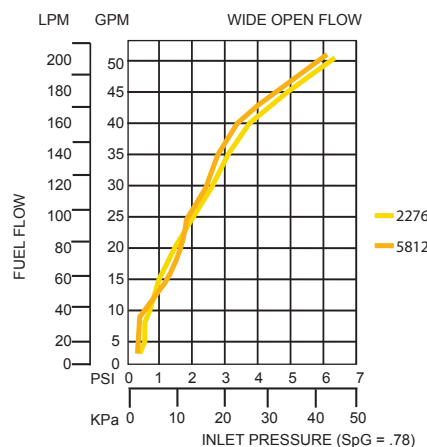
Body	Zinc Alloys and Aluminum
Seals	Fluorocarbon



Model 2276



Model 5812





High Volume **STB**

HIGH VOLUME FUELING

All Husky Safe-T-Breaks® stop the flow of fuel on both sides of the separation and have passed the demanding UL test requirements on separations without leaking or failing.

Dimensions and System Options

Whip Hoses

MODEL NO.	DESCRIPTION
2277	1" M x 1" M (25 mm M x 25 mm M) Whip Hose
227677*	1" M x 1" M Whip Hose connected to Model #2276 1" F x 1" F Reconnectable Safe-T-Break®
581277*	1" M x 1" M Whip Hose connected to Model #5812 1" F x 1" F Non-Reconnectable Safe-T-Break®
2278	1" M x 1" M (25 mm M x 25 mm M) Whip Hose with Swivel Nut

Guards

MODEL NO.	DESCRIPTION
3098*	Safe-T-Break® Scuff Guard

Accessories, Maintenance, and Testing

Model No.	Description
7000	Safe-T-Break® Drain Cup
3813	Safe-T-Break® Demonstration Kit



Color Chart

COLOR SUFFIX	SUFFIX	COLOR	COLOR SUFFIX
Blue	-01	White	-06
Red	-02	Gold	-08
Green	-03	Silver	-09
Black	-04	BP Green	-16
Yellow	-05	Pink	-20

*Safe-T-Breaks® and Safe-T-Break® Scuff Guards are to be ordered with the corresponding guard color option added to the model number.

Example: If BLUE guards are desired, add guard color option -01 to the model number (4034-01).

For custom colors, a minimum order of 4,000 guards will be required.



2325 Husky Way • Pacific, MO 63069
 (800) 325-3558 • Fax (636) 825-7300
www.husky.com • sales@husky.com

MADE IN THE U.S.A.

Standard STB



All Husky Safe-T-Breaks® stop the flow of fuel on both sides of the separation and have passed the demanding UL test requirements on separations without leaking or failing.

Models 3360 and 3385

- Retains UL listing after reconnection.
- Features a pre-loaded spring and a single turn wave spring that enables valve to resist sudden pressure build-up in the hose causing nuisance separations.
- Separates at less than 200 lbf / 889.6 N which minimizes “backlash” force of separation, reducing damage to equipment.

Model 5230

- Retains UL listing after reconnection.
- Uses the same pre-loaded spring and a single turn wave spring as Model 3360.
- Separates at less than 115 lbf / 511.5 N.

Model 2273 & 2774

- Light-weight, inexpensive and disposable.
- Same instant-closing dual poppet check valve design as Model 3360.
- Separates at less than 300 lbf / 1334.4 N.

Model 6130

- Internal Pressure Compensating Chamber (PCC) that prevents “line shock” nuisance separations.
- Same instant-closing dual poppet check valve as Model 3360.
- Separates at less than 225 lbf / 1000.8 N.

Reconnectable with NPTF

MODEL NO.	DESCRIPTION	SHIPPING WEIGHT LBS (KG)
3360*	¾" F x ¾" F Reconnectable Safe-T-Break® with scuff guard	0.59 (0.26)
5230*	¾" F x ¾" F Reconnectable Low-Pull Safe-T-Break® with scuff guard	0.59 (0.26)

Non-reconnectable with NPTF

MODEL NO.	DESCRIPTION	SHIPPING WEIGHT LBS (KG)
2273	¾" F x ¾" F Non-Reconnectable Safe-T-Break®	0.78 (0.35)
6130*	¾" F x ¾" F PCC Non-Reconnectable Safe-T-Break® with scuff guard	0.52 (0.23)

Reconnectable with BSPP

MODEL NO.	DESCRIPTION	SHIPPING WEIGHT LBS (KG)
3385*	¾" F x ¾" F Reconnectable Safe-T-Break® with scuff guard	0.57 (0.25)

Non-reconnectable with BSPP

MODEL NO.	DESCRIPTION	SHIPPING WEIGHT LBS (KG)
2774	¾" F x ¾" F Non-Reconnectable Safe-T-Break®	0.73 (0.33)
2774A	¾" F x ¾" F Non-Reconnectable Safe-T-Break® - Atex	0.73 (0.33)

*See page 2 for guard color options



Model 3600



Model 6130



Model 2273

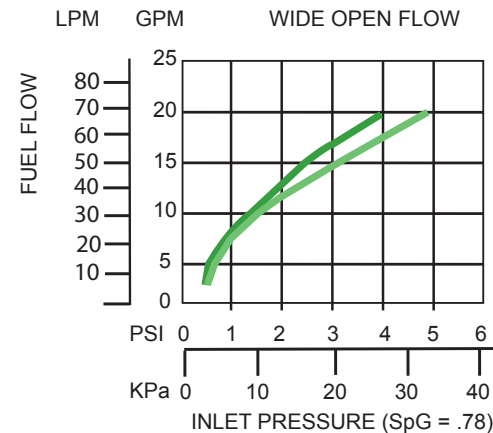
Construction

RECONNECTABLE SAFE-T-BREAKS®

Body	Aluminum
Seals	Fluorocarbon
Springs	Stainless Steel Stainless steel load and latch spring reverse mechanism Hardened stainless steel latch ring and balls

NON-RECONNECTABLE SAFE-T-BREAKS®

Body	Zinc Alloys and Aluminum
------	--------------------------



0518
II 1 G
EN 13617-2

All Husky Safe-T-Breaks® stop the flow of fuel on both sides of the separation and have passed the demanding UL test requirements on separations without leaking or failing.

Dimensions and System Options

Whip Hoses

MODEL NO.	DESCRIPTION
NPTF THREADS	
2274	¾" M x ¾" M (19 mm M x 19 mm M) Whip Hose
227374	¾" M x ¾" M (19 mm M x 19 mm M) Whip Hose connected to Model 2273 ¾" F x ¾" F Non-Reconnectable Safe-T-Break®
336074*	¾" M x ¾" M (19 mm M x 19 mm M) Whip Hose connected to Model 3360 ¾" F x ¾" F Reconnectable Safe-T-Break®
2275	¾" M x ¾" M (19 mm M x 19 mm M) Whip Hose with Swivel Nut
227375*	¾" M x ¾" M (19 mm M x 19 mm M) Whip Hose with Swivel Nut connected to Model 2273 ¾" F x ¾" F Non-Reconnectable Safe-T-Break®
336075*	¾" M x ¾" M (19 mm M x 19 mm M) Whip Hose with Swivel Nut connected to Model 3360 ¾" F x ¾" F Reconnectable Safe-T-Break®
BSPF THREADS	
2775	¾" M x ¾" M (19 mm M x 19 mm M) Whip Hose

Guards

MODEL NO.	DESCRIPTION
3096*	Scuff Guard for Model #3360, 6130 & 5230
6503*	Dispenser Scuff Guard for Model #2273 and 2774

Accessories, Testing and Maintenance

MODEL NO.	DESCRIPTION
7000	Safe-T-Break® Drain Cup
3813	Safe-T-Break® Demonstration Kit

Color Chart


COLOR	SUFFIX	COLOR	SUFFIX
Blue	-01	White	-06
Red	-02	Gold	-08
Green	-03	Silver	-09
Black	-04	BP Green	-16
Yellow	-05	Pink	-20

*Safe-T-Breaks® and Safe-T-Break® Scuff Guards are to be ordered with the corresponding guard color option added to the model number.


Example: If BLUE guards are desired, add guard color option -01 to the model number (4034-01).

For custom colors, a minimum order of 4,000 guards will be required.

Model 3360



Model 6130



Model 2273

