




Clearwater
POLLUTION CONTROL

Wastewater & Rainwater Solutions

Efficient and reliable wastewater treatment solutions for **Domestic & Commercial** applications



FREE
delivery

Mainland GB Only

ON-SITE ADVICE
available





Clearwater offers affordable and reliable water solutions for **Domestic** and **Commercial** applications

For more than 30 years, Clearwater has been associated with waste water treatment systems, and the company's range of activities continues to broaden. In addition to sewage treatment and storage systems, Clearwater provides a range of package pump stations plus garden irrigation and irrigated rainwater harvesting systems.

For the most up to date technical details or specialist advice, please call us on **0844 225 0514** or visit www.clearwatertanksolutions.com

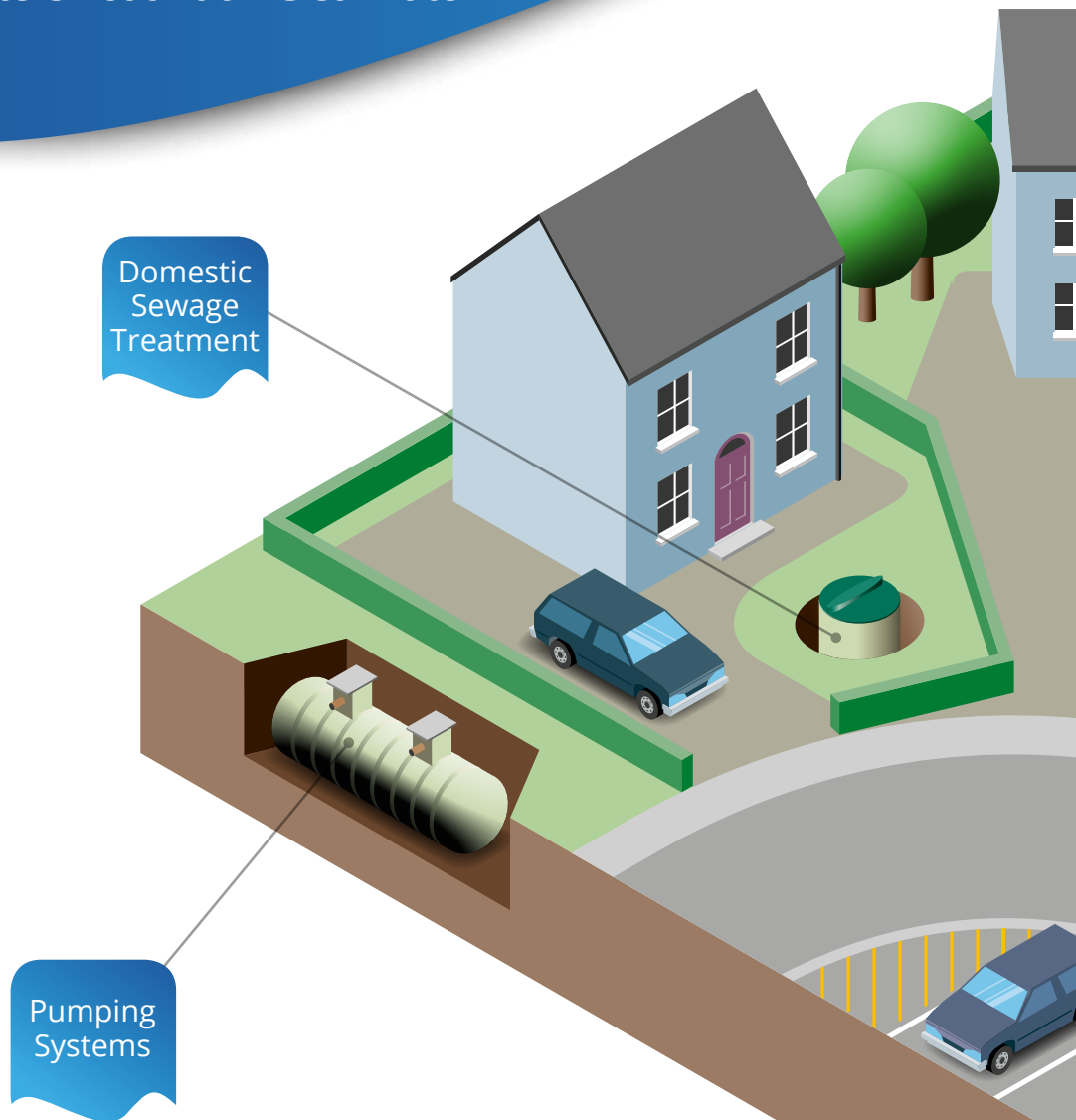


Domestic Sewage Treatment	06
Commercial Sewage Treatment	08
Septic Tanks	09
Water Storage Tanks & Cesspools	10
Pumping Stations	11
Separators	12
Rainwater Harvesting Solutions	14



Wastewater & Rainwater Solutions

When budget matters - count on Clearwater

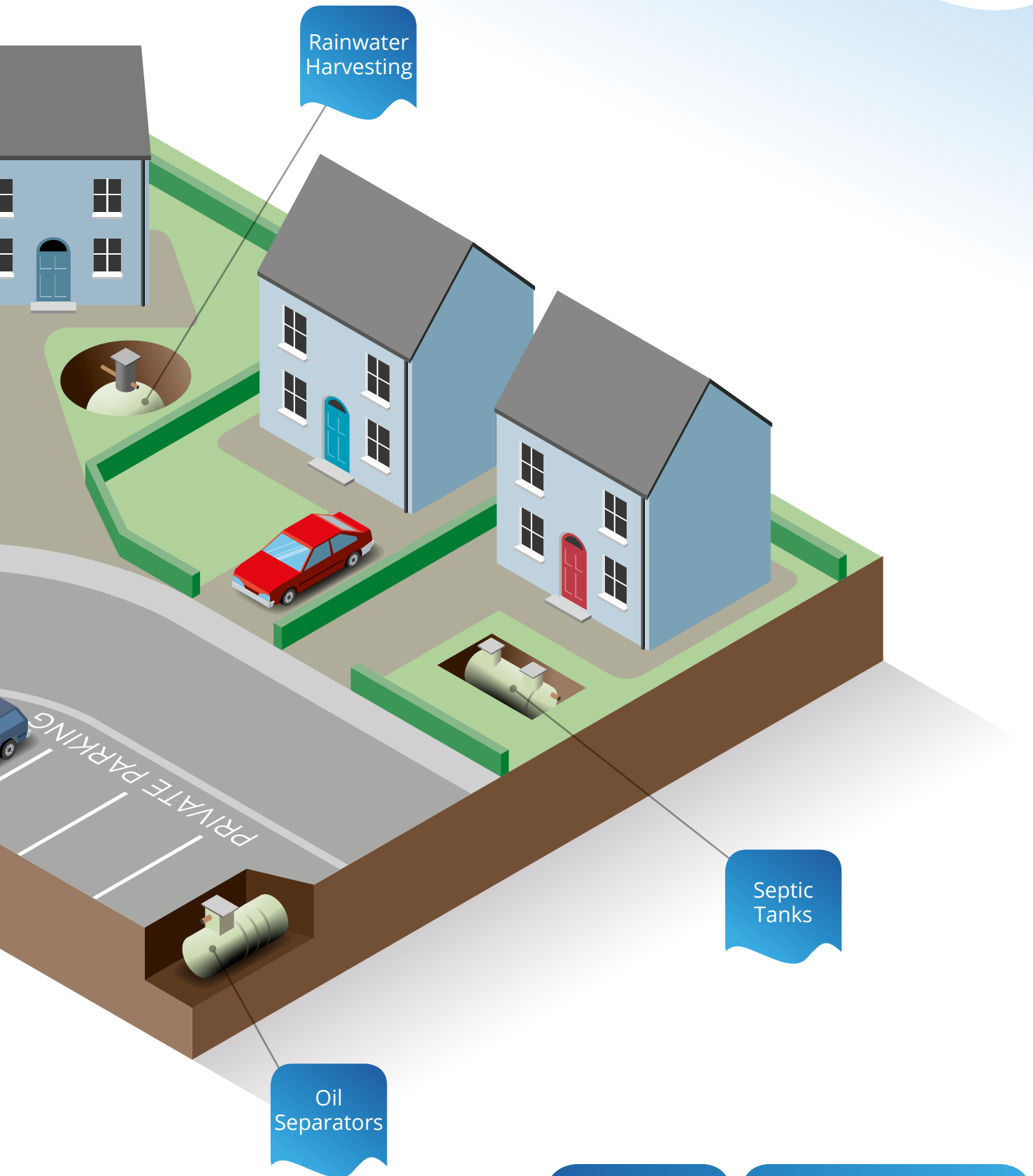


Clearwater offers affordable and reliable wastewater systems for domestic and commercial applications

Our extensive product range includes:

- Sewage Treatment Systems
- Rainwater Harvesting
- Septic Tanks, Storage Tanks & Cesspools
- Petrol/Oil Separators
- Pumping Systems

The reason tradesmen and home owners choose Clearwater is not just because we offer amazing value for money, but because they trust Clearwater products not to let you down. All of our products are tested and certified to European Standards and come with expert advice and support. So when it comes to choosing your next wastewater system, pick Clearwater - the brand that's not only good for peace of mind, but also your pocket.



 **FREE**
delivery
Mainland GB Only

ON-SITE ADVICE
available

Sewage Treatment Systems

From new builds to renovation projects and commercial premises - there's only one clear option

Clearwater sewage treatment systems are a versatile and cost effective solution. Using trusted aerobic biological processes for the treatment of sewage, a Clearwater treatment system makes for an affordable and environmentally responsible solution.

Quick and easy to install, a Clearwater sewage treatment system is fully compliant with the latest regulations and is designed for low-cost and simple maintenance.

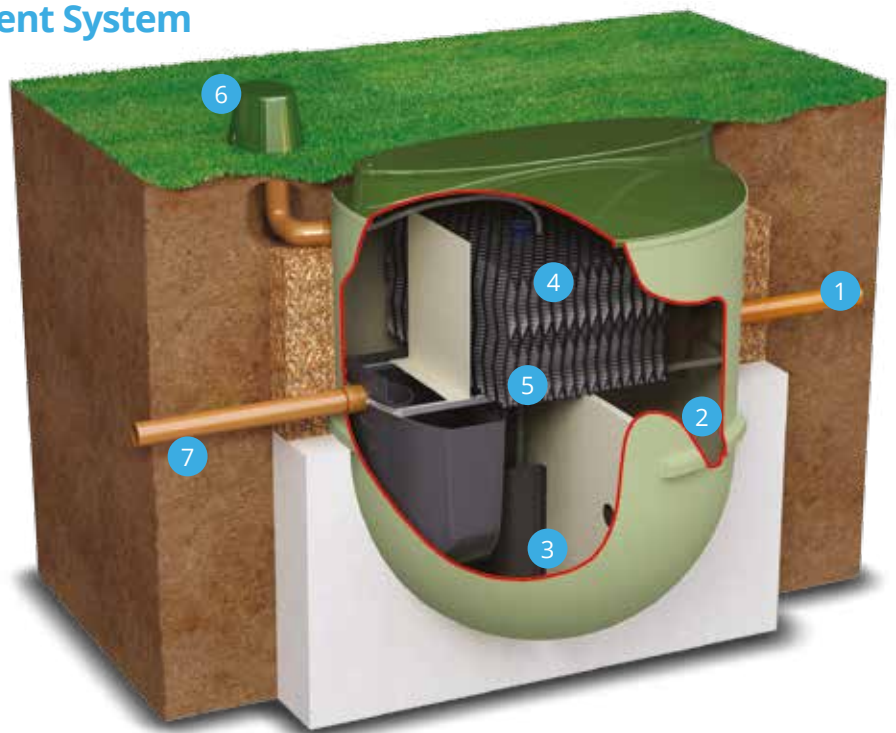
E-Range Sewage Treatment System

Features

- Certified to EN 12566 standard and compliant with Building Regulations.
- Subject to consent and site conditions, the system can discharge directly to a watercourse.
- No mechanical or electrical components within the system - low running and maintenance costs.
- Low level visibility in the garden with a lockable child-proof cover.
- Controlled ventilation - minimises risk of odour nuisance.
- Easy to install and maintain with annual desludging / emptying.

Key

- | | |
|-----------------------|-----------|
| 1. Inlet | 5. Media |
| 2. Primary settlement | 6. Blower |
| 3. Air lift | 7. Outlet |
| 4. Distributor | |



	Daily Flow (m ³ /day)	BOD Load (kg/day)	Weight Empty (kg)	Outside Diameter (m)	Depth (m)	Inlet Invert (m)	Inlet Invert to Base (m)	Outlet Invert (m)	Motor Rating (watts)
E006	1.2	0.36	195	1.9	2.2	1.0*	1.2	1.100	60
E006 IPS	1.2	0.36	220	1.9	2.2	1.0*	1.2	0.605	60
E012	2.4	0.72	217	1.9	2.7	1.0*	1.7	1.100	60
E012 IPS	2.4	0.72	260	1.9	2.7	1.0*	1.7	0.605	60
E018	3.6	1.10	445	2.7	2.6	1.0*	1.6	1.100	150
E018 IPS	3.6	1.10	471	2.7	2.6	1.0*	1.6	0.605	150
E025	5.0	1.50	470	2.7	2.6	1.0*	1.6	1.100	150
E025 IPS	5.0	1.50	495	2.7	2.6	1.0*	1.6	0.655	150

* There are two depths of inlet in the range 1.0m and 1.5m. For further assistance and advice on selecting the appropriate E-Range™ system please contact our Technical Sales who will be pleased to help. We can arrange for one of our local Area Managers to visit your site to advise on model selection and legislation. We can also recommend specialist installers if requested. This advice service is supplied free of charge.

For more information about our commercial solutions, please contact our customer service team.

Delta Sewage Treatment System

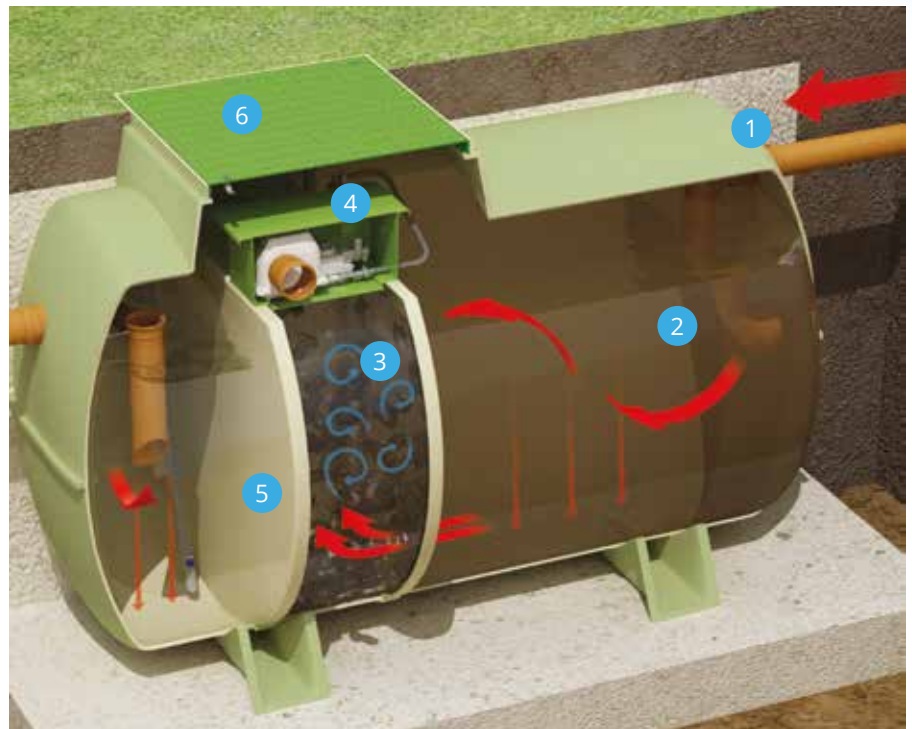
The best designs are the simplest. So if you require trouble free sewage treatment, you're sure to be impressed with the Delta. Fluidised, fixed-film biozones are used as the operating process, resulting in a cleaner, quieter and more efficient treatment plant.

Features

- Unobtrusive below ground installation.
- Suitability for varying invert levels.
- Excellent durability.
- Low profile results in shallow depth excavation.
- Simple maintenance with easy desludging.
- Sludge recycle pump in the final settlement tank.
- Compliant with BS EN-12566 Part 3.
- Proven standards of discharge - 20mg/l BOD, 30mg/l S.S. and 10mg/l ammonia in domestic applications.

Key

1. Inlet
2. Primary settlement tank
3. Biozone treatment process
4. Easy access for desludging
5. Final settlement tank
6. Cover



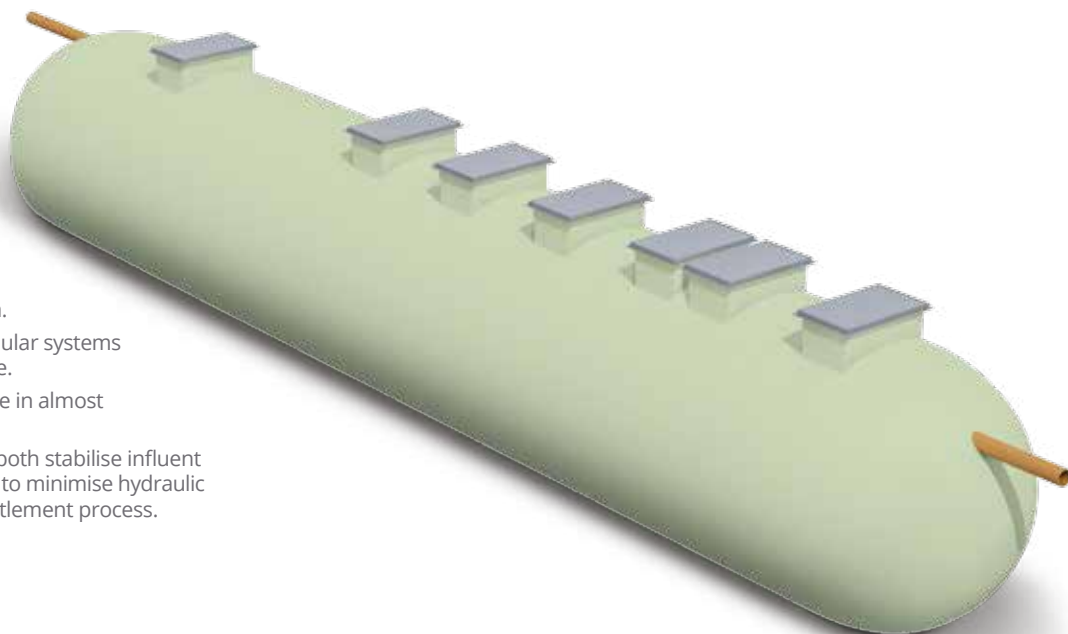
	Number of Turrets	Inlet Invert (mm)	Outlet (mm)	Overall Length (mm)	Height (inc. feet) (mm)	Overall Diameter (mm)	Invert & Outlet Diameter (mm)
Delta 1	1	450	550	2720	1727	1530	110
	1	750	850	2720	2027	1530	110
	1	1000	1100	2720	2277	1530	110
Delta 2	3	750	850	3244	2470	1916	110
	3	1000	1100	3244	2720	1916	110
Delta 3	3	750	850	3976	2470	1916	110
	3	1000	1100	3976	2720	1916	110
Delta 4	3	750	850	5550	2470	1916	160
	3	1000	1100	5550	2720	1916	160



Commercial Sewage Treatment Plant

Clearwater sewage treatment plants are a reliable and effective solution for a range of commercial applications.

The plant is designed for large domestic and commercial applications such as campsites, hotels or industrial units. It employs a plug flow combination of aerobic and anoxic processes in a fluidised bed arrangement. This operates in conjunction with an advanced system of air diffusers and selected media to deliver optimum levels of purification.



Features

- Minimal footprint area.
- Single piece tank, modular systems up to 1000 PE available.
- Bespoke units available in almost any configuration.
- Flow management to both stabilise influent volume variations and to minimise hydraulic impact on the final settlement process.
- Simple maintenance.

	34H	38H	42H	47H	55H	67H	80H
Max Flow (ltrs/day)	11.25	15	18.75	22.5	30	37.5	45
Overall Length (m)	7.4	8.1	8.9	9.7	11.2	13.5	15.8
Height (m)							
500mm inlet / 650mm outlet invert	3.02	3.02	3.02	3.02	3.02	3.02	3.02
1000mm inlet / 1150mm outlet invert	3.52	3.52	3.52	3.52	3.52	3.52	3.52
1500mm inlet / 1650mm outlet invert	4.02	4.02	4.02	4.02	4.02	4.02	4.02
2000mm inlet / 2150mm outlet invert	4.52	4.52	4.52	4.52	4.52	4.52	4.52
Volume (m ³)	34	38	42	47	55	67	80
Weight approx (kg)	3000	3200	3400	3800	4200	4700	5400

Septic Tanks

When using a sewage treatment plant is not feasible - a Clearwater septic tank will do the job

Clearwater septic tanks and cesspools not only solve the practical problems of storing sewage for tens of thousands of homes, but they are available in a variety of sizes to suit your application.

To find out more about Clearwater Septic Tanks and Cesspools and how they can be applied to your project, talk to one of our experts.




Clearwater Septic Tank

Features

- Manufactured from GRP - strong, light, chemically resistant and watertight.
- Suitable for homes with between 5-17 occupants.
- Performance tested to EN - 12566 (Part 1).

Ordering Code	Capacity (Ltrs)	No. People (150 Ltrs/head/day)	Width (mm)	Inlet Level to Base (mm)	Height (mm)
STS02810	2800	5	1905	1565	2599
STS03810	3800	12	2070	1795	2810
STS04610	4600	17	2080	2035	2984

This is a basic guide. For product selection you will also need to know the depth of inlet required. This is the distance between sewage drain pipe and ground level. For further advice on product selection please contact Clearwater.



Clearwater Shallow Dig

Features

- Reduced installation costs - less soil disposal and excavation costs.
- Manufactured from GRP and EN12566-1 approved.
- 99.7% efficient.
- Suitable for pea shingle gravel backfill for dry sites.

Ordering Code	Capacity (Ltrs)	No. People (150 Ltrs/head/day)	Diameter (mm)	Length (mm)	Standard Invert Height (mm)
STH028	2800	5	1225	2955	500
STH038	3800	12	1225	3895	500
STH057	5700	24	1425	4275	500
STH071	7150	34	1920	3225	500
STH091	9150	47	1920	3960	500




Below Ground Water Storage Tanks & Cesspools

Clearwater below ground storage tanks provide a reliable solution for the collection and retention of sewage (cesspool), surface water, veterinary / animal waste, firefighting reservoirs and rainwater harvesting reservoirs.

They are constructed from non-corrosive materials, designed in accordance with BS 6297. The tanks are easy to install and delivered as a complete unit ready for installation. Every storage tank is factory tested to ensure that it is watertight and structurally sound.

Features

- Available in various sizes.
- Easy installation.
- High level alarm option.
- Lockable manhole cover.



Nominal Litres	Capacity (Gallons)	Length (mm)	Diameter (mm)
18,000	3960	4317	2620
22,000	4889	5073	2620
26,000	5720	5837	2620
34,000	7480	7376	2620
46,000	10,120	9684	2620
54,000	11,880	11,222	2620
59,000	12,968	11,991	2620
63,000	13,860	12,760	2620
71,000	15,620	14,295	2620
79,000	17,380	15,833	2620

Pumping Stations

You can depend on Clearwater to defy gravity

Clearwater pumping systems are designed for homes that are built below the level of the mains sewage system.

This means that no matter where your property or premises is, you can depend on Clearwater to handle your pumping needs. They are used in connection with sewage treatment systems, septic tanks and rainwater harvesting systems.

Our intelligent design process ensures that our pumping systems are quick and easy to install and require the minimum amount of maintenance.

To find out more about Clearwater Pumping Systems and how one could be applied to your next project, talk to one of our experts.

Features

- Available in various sizes to suit application type: effluent, sewage or rainwater.
- Manufactured from GRP and PE.
- Complies with Buildings Regulations and British Standards including options for 24 hour waste storage.
- Pre-fabricated systems ready for installation are available dependent on distance from mains and height required to pump.



Domestic

Compact Pump System

Ask about our commercial Pump Stations

Chamber Size	Capacity (Ltrs)	Tank Material	Control Panel	Alarm	Pump Type
610 x 700	200	GRP	N/A	Optional	Single
560 x 1650	400	GRP	N/A	Optional	Single
900 x 2080	1250	GRP	Included	Optional	Single / Twin
900 x 2580	1600	GRP	Included	Optional	Single /Twin
1000 x 2000	1450	PE	Available	Standard	Single / Twin
1000 x 2500	2200	PE	Included	Standard	Single /Twin

This is a basic guide. For further advice on product selection please contact Clearwater.



Fuel Separators

A range of fuel separators for all applications and projects



Bypass Separators

Created to cover 99% of all rainfall events, our Bypass Separators are designed for those situations where the likelihood of heavy rain and the risk of large spillages are unlikely.

Full Retention Separators

Our Full Retention Separators are created to manage rain flow of up to 65mm/hr in sites where short term flooding can occur.

Forecourt Separators

Our Forecourt Separators are a must for petrol and diesel filling stations. Designed for safety and environmental protection.

Range	Storage Requirements	Applications	Tank Material	Oil Alarm Probe Tube	Fitted Inlet/Outlet Connectors	Vent Points within Necks	Maintenance from Ground Level	Automatic Closure Device
Bypass (NSB)	Oil separation, Oil storage, Silt storage, Coalescer (Class 1)	Surface car parks, Roadways, Lightly contaminated commercial areas	GRP or PE dependent on model	Optional Extra	✓	✓	✓	
Full Retention (NSF)	Oil separation, Oil storage, Silt storage, Coalescer (Class 1)	Fuel distribution depots, Vehicle workshops, Scrap yards	GRP or PE dependent on model	Optional Extra	✓	✓	✓	✓
Washdown	Oil separation, Silt storage	Car wash, Tool hire depots, industrial cleansing points	GRP	Optional Extra	✓	✓	✓	
Silt	Silt removal before separation	Car wash, Tool hire depots, industrial cleansing points	GRP	Optional Extra	✓	✓	✓	
Forecourt	Oil separation, Oil storage, Silt storage	Petrol station forecourts	GRP	Optional Extra	✓	✓	✓	✓

This is a basic guide. For further advice on product selection please contact Clearwater.

Grease Separators

Clearwater grease separators are designed for commercial and industrial applications such as restaurants and hotels. It is an effective and hygienic method of separating fat and grease from wastewater flow.

The units are sized based on the facilities advised number of meals per day. The wastes discharged into the unit are expected to come from pot washing sinks, dishwashers and other kitchen wash sinks.

Features

- Greatly reduces drain blockages, for maximum operational efficiency.
- Helps improve performance of septic tanks and field drains for best results.
- Manhole cover for easy access for maintenance.
- Proven performance in accordance with BS EN 1825-1.
- Protects mains drainage system from grease blockages.
- Easy to install.



Separator Model	Width of Unit	Length of Unit	Capacity	Approx Weight		Shipping Height	Fall Across The Unit
				Empty	Full		
NSG01	700	1300	500L	70kg	570kg	1100	75
NSG02	1000	1600	1000L	90kg	1090kg	1175	75

Separator Model	Length of Tank Body	Distance Between Necks	Capacity	Approx Weight		Shipping Height	Fall Across The Unit
				Empty	Full		
NSG04	2072	872	2000L	120kg	1860kg	1570	70
NSG06	3018	1818	3000L	160kg	2820kg	1570	70
NSG09	3895	2690	4000L	190kg	3760kg	1570	70
NSG18	3231	1931	8000L	300kg	7162kg	2120	70
NSG24	4386	3086	11000L	380kg	9885kg	2120	70



Rainwater Harvesting

Economical solutions for water conservation in the home and garden

Clearwater rainwater harvesting systems can save money on water bills and reduce the demand for mains water. Once installed, a Clearwater domestic rainwater harvesting system can be used for a variety of applications including flushing toilets, laundry, washing vehicles and watering lawns. The Clearwater domestic system is available in gravity or direct feed. Clearwater rainwater harvesting system is a must have for homes, particularly in areas affected by hosepipe bans or in areas that are prone to flooding.

To find out more about Clearwater Rainwater Harvesting System and how it can be applied to your next project, talk to one of our experts.

Features

- Direct or gravity fed systems to suit house type.
- Ready to install pump controlled system with components and man hole cover.
- Simplified system design for rapid installation.
- Quick-start set-up procedure.
- 'Kit in a box' of key components.
- Delivered to site on single pallet.
- Easy conversion to gravity system with header tank.
- Minimal energy use in operation.

Components

- Pump
- Pump filter
- In-line filter
- 3m supply hose
- Box of fixings
- Manuals
- Solenoid, Tundish, Top up float (direct system only)



Typical Areas of Application

Residential developments and social housing schemes

The domestic system is a range of simplified rainwater harvesting systems controlled by a pump, suitable for either direct or gravity fed applications. Operation of the system does not require a control panel, display panel or depth sensor.

An economical rainwater harvesting system for single and multi-residential applications

Rainwater Harvesting System for Garden Use

The Clearwater non-integrated system is ideal for homes and businesses that require smaller volumes of harvested rainwater in the garden or a greenhouse.

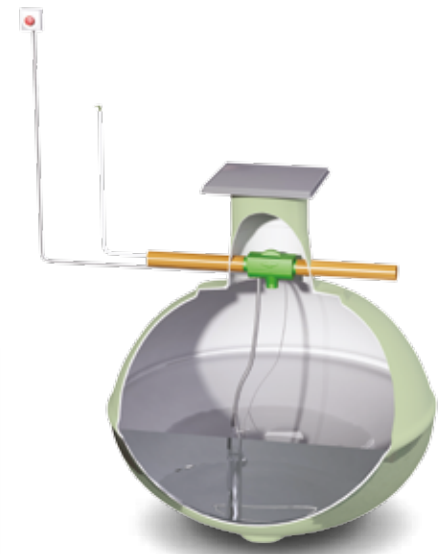


Features

- Easy to install.
- Inexpensive.
- Simple on / off operation.
- Suitable for existing and new homes.
- Automatic rainwater diversion when tank reaches full capacity.
- Available in a variety of sizes from 2,800-4,600 litres.
- Internal self-cleaning leaf filter.
- Designed and manufactured in the UK.

Typical areas of application

- Garden watering.
- Horticultural sprinkling.
- Small vehicle washing.



	Product Code	Capacity (Ltrs)	Manhole Cover	Internal Leaf Filter	Header Tank
Domestic	AQB012GB	1000	Standard	Standard	Optional
	AQB028GB	2800	Standard	Standard	Optional
	AQB038GB	3800	Standard	Standard	Optional
	AQB046GB	4600	Standard	Standard	Optional
	AQB060GB	6000	Standard	Standard	Optional
Garden	RTA02806AAB	2800	Standard	Standard	N/A
	RTA03806AAB	3800	Standard	Standard	N/A
	RTA04606AAB	4600	Standard	Standard	N/A



info@cwpc.co.uk to make the right decision or call **0844 225 0514**

We're
here to
help!

Clearwater Pollution Control
PO Box 1035
Aylesbury
HP22 9NN

T: 0844 225 0514
F: 0844 225 0516
E: info@cwpc.co.uk
www.clearwatertanksolutions.com