



DISPENSERS



PUMPS



METERS



NOZZLE



FILTRATION

FLUID  
MONITORING

# DIESEL HOSE REEL

## FEATURES

- STURDY STRUCTURE
- HAND PROTECTION
- CORROSION RESISTANCE
- REDUCED PRESSURE LOSS
- HEAVY DUTY CONDITIONS

Piusi Automatic hose reels for diesel have been designed to ensure high efficiency. The sturdy structure can guarantee the best performance also in heavy duty conditions.

## PERFORMANCE

UP TO

**15 BAR**MAX OPERATING  
PRESSURE

MAX

**20 MT**LENGTH  
HOSE BOUND**AUTOMATIC HOSE REEL WITH HOSE****HOSE DIESEL HOSE REEL FOR 12M HOSE VERSION**

## PACKAGING

CODE	WEIGHT		PACKAGING			N. BOXES / EUROPALET	
	KG	LBS	MM	INCH	PCS/BOX	✈	🚚
<b>WITHOUT HOSE</b>							
FO075000A	19	41,9	550X260X540	-	1	12	20
FO075001A	18	39,7	550X260X540	-	1	12	20
FO075008A	15	33,1	550X260X540	-	1	12	20
FO075025A	27	59,5	560X350X560	-	1	12	20
FO075031O	21	46	550X260X540	-	1	12	20
FO075018B	21	46	550X260X540	-	1	12	20
<b>WITH HOSE</b>							
FO075002B	26	57,3	550X260X540	-	1	12	20
FO075003B	25	55,1	550X260X540	-	1	12	20
FO075023B	18	39,7	550X260X540	-	1	12	20
FO075004B	22	49,5	550X260X540	-	1	12	20
FO075012B	22	49,5	550X260X540	-	1	12	20
FO075024B	18	39,7	550X260X540	-	1	12	20
FO075009B	19	41,9	550X260X540	-	1	12	20
FO075010B	27	59,5	550X260X540	-	1	12	20
FO075019B	27	59,5	560X350X560	-	1	8	12
FO075026B	27	59,5	560X350X560	-	1	8	12
FO075013B	23	50,7	550X260X540	-	1	12	20



HOSE REELS



ACCESSORIES



MERCHANDISE



AIR



ANTIFREEZE



AdBlue®



BIODIESEL



DIESEL



FOOD



GASOLINE



GREASE



KEROSENE



OIL



WATER

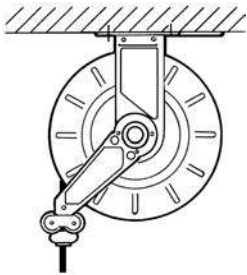


WINDSCREEN

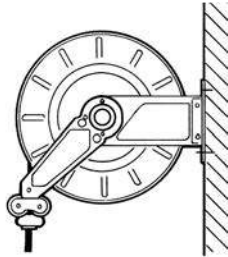
### INSTALLATION&DIMENSIONS

Different ways to install PIUSI's hose reels: they can be easily placed wherever you need them without any problem about functionality and safety. PIUSI's products are without a doubt designed to support your work in any condition.

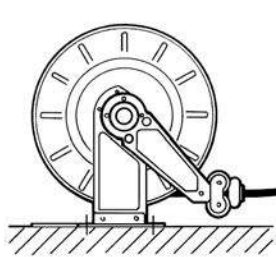
#### ROOF INSTALLATION



#### WALL INSTALLATION



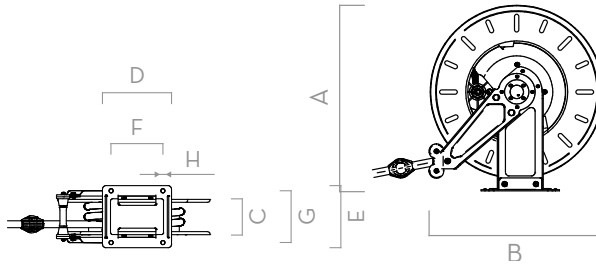
#### GROUND INSTALLATION



MODEL HOSE REEL XL HOSE REEL BIG HOSE REEL SMALL

A	512	495	475
B	470	460	460
C	227	152	102
D	200	200	150
E	322	246	196
F	160	150	150
G	260	200	150
H	12	12	12

#### HOSE REEL FRONT / SIDE



Dimensions expressed in millimeters

### IN THE BOX

- REEL
- WALL MOUNT BRACKET
- INSTRUCTION MANUAL

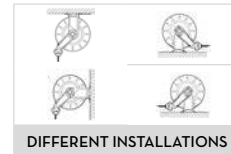
### DETAILS



4 ROLLS HOSE GUIDE



AUTOMATIC HOSE REELS



DIFFERENT INSTALLATIONS



STURDY DESIGN

### MATERIALS

- BODY: CAST IRON
- HUB: SYNTHETIC STEEL
- TUBE: RUBBER

### TECHNICAL DATA

CODE	DESCRIPTION	FLUIDS TYPE	HOSE* BPS	MAX OPERATING PRESSURE		PRESSURE DROP TYPE	INLET WITH SWIVEL BSP	OUTLET HOSETAIL BSP	HOSE MAX LENGTH BOUND* METERS	HOSE LENGTH METER
				BAR						
<b>WITHOUT HOSE</b>										
FO075000A	HOSE REEL 3/4" BIG	D	3/4"	10		0,15 @ 60 L/MIN	1" MALE	3/4"	14	-
FO075001A	HOSE REEL 1" BIG	D	1"	10		0,2 @ 80 L/MIN	1" MALE	1"	10	-
FO075008A	HOSE REEL 3/4" SMALL	D	3/4"	10		0,15 @ 60 L/MIN	1" MALE	3/4"	10	-
FO075025A	HOSE REEL 1" XL HEAVY DUTY**	D	1"	15		0,5 @ 80 L/MIN	1" FEMALE	1" MALE	15	-
FO0750310	HOSE REEL NAKED XL 20M	D	3/4"	10		0,15 @ 60 L/MIN	1" FEMALE	3/4" MALE	20	-
FO075018B	HOSE REEL NAKED XL 15M	D G	1"	10		0,2 @ 80 L/MIN	1" FEMALE	1" MALE	15	-
<b>WITH HOSE</b>										
FO075002B	HOSE REEL 8X1" BIG	D	1"	10		0,6 @ 80 L/MIN	1" FEMALE	1" MALE	-	8
FO075003B	HOSE REEL 10X1" BIG	D	1"	10		0,7 @ 80 L/MIN	1" FEMALE	1" MALE	-	10
FO075023B	HOSE REEL 10X1" BIG HEAVY DUTY**	D	1"	10		0,7 @ 80 L/MIN	1" FEMALE	1" MALE	-	10
FO075004B	HOSE REEL 10X3/4" BIG	D	3/4"	10		0,7 @ 60 L/MIN	1" FEMALE	1" MALE	-	10
FO075012B	HOSE REEL 10X3/4" BIG	D	3/4"	10		0,7 @ 60 L/MIN	1" FEMALE	3/4" MALE	-	10
FO075024B	HOSE REEL 10X3/4" BIG HEAVY DUTY**	D	3/4"	10		0,9 @ 60 L/MIN	1" FEMALE	1" MALE	-	10
FO075009B	HOSE REEL 8X3/4" SMALL	D	3/4"	10		0,6 @ 60 L/MIN	1" FEMALE	1" MALE	-	8
FO075010B	HOSE REEL 14X3/4" BIG	D	3/4"	10		0,6 @ 60 L/MIN	1" FEMALE	1" MALE	-	14
FO075019B	HOSE REEL 15X1" XL	D	1"	15		1 @ 80 L/MIN	1" FEMALE	1" MALE	-	15
FO075026B	HOSE REEL 15X1" XL HEAVY DUTY**	D	1"	15		0,8 @ 80 L/MIN	1" FEMALE	1" MALE	-	15
FO075013B	HOSE REEL 10 X 3/4" BIG GASOLINE	D	3/4"	15		0,7 @ 80 L/MIN	1" FEMALE	1" MALE	-	10

\*MINIMUM RADIUS OF CURVATURE FOR 3/4 HOSE SIZES "AND 1" OF AT LEAST 130MM; ELECTRICALLY, THE HOSE MUST BE CONDUCTOR R-1 MOhm/m \*\*STEEL HUB

## DIESEL HOSE REEL

OPEN

161